

January 2012

As you begin planning this semester, please include time to review the enclosed *71st Young Artist Show* policies and procedures and share the information with your team of art teachers and students.

Now in its 71st year, the *Young Artist Show* is a Rockford tradition that displays an impressive array of student artwork and showcases the strength and diversity of art programs across the region. Rockford Art Museum remains dedicated to this exhibition and its value as an event that celebrates and supports art education, and allows us to recognize outstanding students and their exceptional artwork.

This year, the *71st Young Artist Show* will be on display March 4–April 7, 2012, in Rockford Art Museum's Anderson Gallery. The High School Division precedes the Youth Division, which will be on display April 15–May 20, 2012.

Please carefully read all guidelines and contact us with any questions, especially the Artwork Requirements section. We appreciate the dedication and long hours it takes to select, mount/mat, label, and deliver your students' pieces. We value your assistance, patience and cooperation. We look forward to working with you, seeing your students' artwork and enjoying another successful exhibition!

Sincerely,



Carrie Breitbach
Education Director
cbreitbach@rockfordartmuseum.org
815.972.2880



Stacey Sauer
Education Coordinator
ssauer@rockfordartmuseum.org
815.972.2874





March 4–April 7, 2012

PLEASE READ ALL RULES CAREFULLY!

GENERAL INFORMATION:

1. Entries are accepted from students who attend Illinois or Wisconsin public, private, or home schools, grades 9–12, within a 50-mile radius of Rockford Art Museum.
2. Schools whose art department enrollment **exceeds 250** students may submit **50** entries; art departments with less than 250 students enrolled may submit 30 entries.
3. Each student may enter up to 2 pieces (except for seniors entering scholarship portfolios of 5 pieces). A senior portfolio counts as one (1) entry of a school's total.

SUBMISSION GUIDELINES:

1. Artwork must be submitted through an Illinois or Wisconsin public, private or home-school high school. Each school must have a contact person.
2. Submit **1 Inventory Sheet per school**. DO NOT submit separate forms for different teachers.
3. Include all contributing art department teachers' first and last names and email addresses on the Inventory Sheet.
4. Type or print all artwork entries on the Inventory Sheet. Please do not write in the A/U Section. List portfolio entrants on one line (Title = Portfolio). The Inventory Sheet will provide you and the museum with a list of accepted/unaccepted entries.
5. Make and keep a copy of the Inventory Sheet for your records before you submit your school's work.
6. Create one ID Card for each entry. Print legibly or type each card with complete information. Be sure the Inventory Sheet number matches the number on the ID Card. Place the arrow to indicate the top of 2-D pieces. Note any special information about the piece.
7. Place the ID Card on the center back of 2-D entries, or secure to 3-D entries.
8. Submit all of your school's artwork with attached ID cards, and Inventory Sheet at one time. Only teachers (art or classroom) may drop off and pick up entries.
9. Please group entries by media, as it will save time at drop off. Please plan to help sort and lay out your school's work.

ARTWORK REQUIREMENTS:

1. Artwork may be made of any media. Work must have been completed during the past calendar year (except for senior portfolio entries).
2. Digital artwork must be labeled by the program in which it was created
3. All animation projects must be submitted on individual DVDs
4. All paintings on stretch canvas must be wired to hang.
5. Artwork must be original. Do not submit work based on published commercial photography.

6. 2-D work **MUST** be matted and backed with foam core or cardboard for strength. Mats must be clean and sturdy. Attach art securely within the mat to the backing board. No construction paper mats accepted. **Work should not be framed.**
7. ROCKFORD ART MUSEUM WILL REFUSE TO EXHIBIT POORLY PRESENTED WORK.
8. All artwork must be ready to display. Small nails are used. If a piece is difficult to install, the artist or teacher may be asked to hang/install it.

JUDGING:

1. Jurors are selected by the Rockford Art Museum staff based on their credentials. Jurors have teaching experience, an understanding of high school/college work, and experience creating and exhibiting their own work.
2. Jurors use the same criteria to determine acceptance and awards: imagination, originality, composition, craftsmanship, technique and content.
3. All decisions are final.

AWARDS:

(1) **Portfolio Scholarship Award** is presented to a college-bound senior based upon the overall strength, consistency and quality of their portfolio.

(1) **Women's Art Board Scholarship Award** is awarded to a senior for a single exceptional piece.

(1) **Best of Show, (1) Best of 2-D, and (1) Best of 3-D** are awarded to individual students (of any grade level) for a single, outstanding piece.

(4) **Merit Awards** are given in the categories of Staff Choice Award (2), selected by Rockford Art Museum Staff, and Juror's Award (2), chosen individually by each juror.

(10) **Honorable Mention Awards** are given for works deemed of excellent quality.

DROP-OFF:

January 30–31, 2012, from 10 a.m. to 5 p.m.

Riverfront Museum Park, Kresge Hall, 711 N. Main St., Rockford

Please use the east doors next to the blue sculpture

Remember, your Inventory Sheet and ID Cards MUST be attached to all pieces of artwork.

UNACCEPTED PICK-UP:

Some artwork will not be juried into the show. Pick-up for unaccepted entries is:

February 8–9, from 12 to 5 p.m.

RAM, Anderson Gallery (lower level), 711 N. Main St., Rockford

Please bring your copy of the Inventory Sheet.

OPENING:

Sunday, March 4, 2012

1–3 pm

awards presented at 2 pm

Please plan to attend

*71st Young Artist Show: High School Division
closes Saturday, April 7, 2012*

PICK-UP:

April 11–12, from 12 to 5 p.m.

RAM, Anderson Gallery (lower level), 711 N. Main St., Rockford

Please bring your copy of the Inventory Sheet.

**ARTWORK SELECTED FOR THE EXHIBITION MUST REMAIN AT
THE MUSEUM THROUGH APRIL 7, 2012.**

**SENIORS APPLYING FOR OTHER PORTFOLIO SCHOLARSHIPS OR AP CREDIT
MUST KEEP THIS IN MIND WHEN SUBMITTING WORK FOR CONSIDERATION IN THE
YOUNG ARTIST SHOW.**

Rockford Art Museum will handle all student artwork carefully, but RAM is not responsible
for loss or damage to artwork.

Questions? Please call Carrie Breitbach at 815.972.2880.

71st Young Artist Show: High School Division

IMPORTANT DATES:

ARTWORK DROP-OFF

Mon, Jan 30, 10 am–5 pm

Tues, Jan 31, 10 am–5 pm

UNACCEPTED PICK-UP

Wed, Feb 8, 12–5 pm

Thurs, Feb 9, 12–5 pm

SHOW OPENING

Sunday, March 4, 2011

1–3 pm

LAST DAY ON DISPLAY

Saturday, April 7, 2011

12–5 pm

ARTWORK PICK-UP

Wed, April 11, 12–5 pm

Thurs, April 12, 12–5 pm





INVENTORY SHEET

School: _____ School Phone: _____
Teacher(s): _____
Email Address(es): _____

Fill in the information for each entry and copy this sheet for your records.
Count each portfolio as one entry. List them on the last lines of this sheet. (Title = Portfolio)

PRINT LEGIBLY or TYPE

TOTAL # of pieces submitted: _____

Name	Grade	Title	Medium		
1.				A	U
2.				A	U
3.				A	U
4.				A	U
5.				A	U
6.				A	U
7.				A	U
8.				A	U
9.				A	U
10.				A	U
11.				A	U
12.				A	U
13.				A	U
14.				A	U
15.				A	U
16.				A	U
17.				A	U
18.				A	U
19.				A	U

20.				A	U
21.				A	U
22.				A	U
23.				A	U
24.				A	U
25.				A	U
26.				A	U
27.				A	U
28.				A	U
29.				A	U
30.				A	U
UNDER 250 LIMIT		UNDER 250 LIMIT	UNDER 250 LIMIT		
31.				A	U
32.				A	U
33.				A	U
34.				A	U
35.				A	U
36.				A	U
37.				A	U
38.				A	U
39.				A	U
40.				A	U
41.				A	U
42.				A	U
43.				A	U
44.				A	U
45.				A	U
46.				A	U
47.				A	U
48.				A	U
49.				A	U
50.				A	U



ARTWORK ID CARD

Attach ID Card to the center back of 2-D artwork or secure to 3-D artwork.
PRINT LEGIBLY or TYPE. Please ensure all information is correct and complete.

Inventory # _____ (Matches the line # on the Inventory Sheet)

ATTACH LABEL
ARROW UP TO
INDICATE TOP

Name: _____


Grade: _____ Art Teacher: _____

Title: _____

Medium: _____

School: _____ School Phone: _____

Special Instructions: _____



ARTWORK ID CARD

Attach ID Card to the center back of 2-D artwork or secure to 3-D artwork.
PRINT LEGIBLY or TYPE. Please ensure all information is correct and complete.

Inventory # _____ (Matches the line # on the Inventory Sheet)

ATTACH LABEL
ARROW UP TO
INDICATE TOP

Name: _____


Grade: _____ Art Teacher: _____

Title: _____

Medium: _____

School: _____ School Phone: _____

Special Instructions: _____





SENIOR SCHOLARSHIP AWARDS

REQUIREMENTS & DIRECTIONS:

1. Applicants must be seniors from Illinois or Wisconsin public, private or home-school high schools within a 50-mile radius of Rockford. Scholarship entries must be submitted with the rest of the artwork from the school by Tuesday, January 31, 2012.
2. Applicants must have applied or be in the process of applying to an art school, or college/university art program.
3. Applicants must complete one Senior Awards Form and submit the form with the entry.
4. A portfolio counts as one entry of a school's total. There is no portfolio limit per school. List portfolio and Women's Art Board Scholarship Award entries on the last lines of the Inventory Sheet AFTER all other entries. Please use "portfolio" as the title on the Inventory Sheet for all portfolio entries. Departments with more than 250 students enrolled in the art department may submit 50 total entries; if fewer than 250 students are enrolled in the art department, then 30 entries may be submitted.
5. Teachers should keep portfolios and Women's Art Board entries separate from the rest of the school's entries when submitting artwork. Doing this will help at drop-off, as scholarship entries are laid out in a specified area.
6. Work that has previously won an award at the *Young Artist Show* must be marked on the Portfolio Inventory Form, and is not eligible for individual award recognition.

PORTFOLIO SCHOLARSHIP AWARD:

- Students must include five 2-D and/or 3-D pieces that demonstrate their best ability with a range of media as well as their Senior Awards Form, in their portfolio. Works may have been previously displayed in the *Young Artist Show* or other exhibitions.
- One student will receive the Portfolio Scholarship Award. Work from that portfolio is not eligible for other awards.
- Work in portfolios NOT chosen for the Portfolio Scholarship Award will be eligible for the Women's Art Board Scholarship Award, as well as other cash and ribbon awards, and individual jury into the show.
- Follow the Portfolio Inventory example sheet on the back of this page for portfolio labeling instructions. Please copy the form provided for all portfolio entries.

WOMEN'S ART BOARD SCHOLARSHIP AWARD

(awarded for a single outstanding piece)

Please indicate one piece of work in a student's portfolio for consideration for the Women's Art Board Scholarship Award by highlighting this entry. Seniors not submitting a portfolio should also specify one piece to be entered for the Women's Art Board Scholarship Award. Students applying only for the Women's Art Board Scholarship Award should secure their Senior Awards Form to the back of their entry.



PORTFOLIO INVENTORY FORM

Inventory Sheet #: _____

Student's Name: _____

School: _____

Attach one copy on the outside of your portfolio. (See Example)
Place the other copy inside with the Senior Awards Form.
Please highlight submission for Women's Art Board Scholarship Award consideration.

Title	Medium	Previously Awarded	Year Created		
A.				A	U
B.				A	U
C.				A	U
D.				A	U
E.				A	U



PORTFOLIO INVENTORY FORM

Inventory Sheet #: _____

Student's Name: _____

School: _____

Attach one copy on the outside of your portfolio. (See Example)
Place the other copy inside with the Senior Awards Form.
Please highlight submission for Women's Art Board Scholarship Award consideration.

Title	Medium	Previously Awarded	Year Created		
A.				A	U
B.				A	U
C.				A	U
D.				A	U
E.				A	U

ory # _____

STUDENT NAME

(THIS IS THE BACK ENVELOPE FLAP OF A PORTFOLIO)


PORTFOLIO INVENTORY FORM

Use masking tape or
rubber cement
to secure.



Place the other inventory inside.
Include Senior Awards Form.

PORTFOLIO EXAMPLE



Questions?

Please call Carrie Breitbach
at 815.972.2880.



SENIOR AWARDS FORM

Please print legibly or type

Name: _____ Age: _____

High School: _____

Address: _____

City: _____ Zip: _____ Phone: _____

Student's Signature: _____

1. What motivated you to start creating art?

2. Discuss the subjects, ideas, materials and techniques that currently interest you.

3. Discuss your art educational plans for next year.

4. What are your art-related career goals?
